


# STEPS TO MACHINE WASH YOUR MASK




## 1 PLACE MASK IN WASHING MACHINE

Place mask in the washing machine with other clothing.



## 2 ADD SOME DETERGENT

Follow instructions on bottle or box and add washing detergent.



## 3 CHOOSE APPROPRIATE SETTING & PRESS START

Pick setting on washing machine & press start.




## 4 WAIT FOR WASH TO FINISH

Allow wash to run for specified time.



## 5 PLACE MASK OUT TO DRY

When wash is finished, take out mask and place somewhere to dry (indoors or outdoors).



## 6 PUT MASK BACK IN SCHOOL BAG

Don't forget to put your mask back in your school bag for the next day!

Visit <https://www2.hse.ie/conditions/coronavirus/face-masks-disposable-gloves.html> for more info.

Visit [www.tres.ie](http://www.tres.ie) for more resources & tips!